



Recording for Guitarists

Course Syllabus

REGISTER NOW AT [TONEBASE.CO](https://tonebase.co)



Introduction

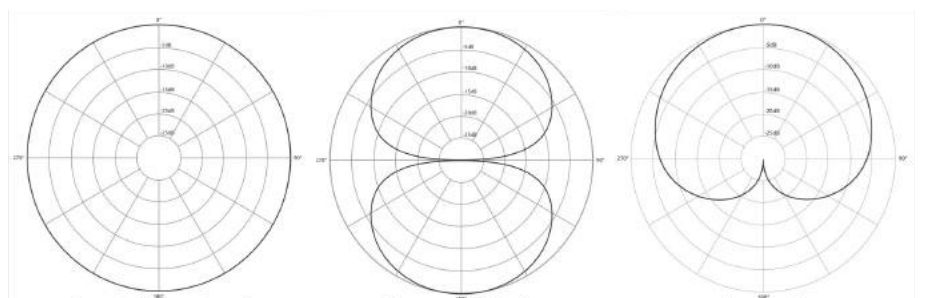
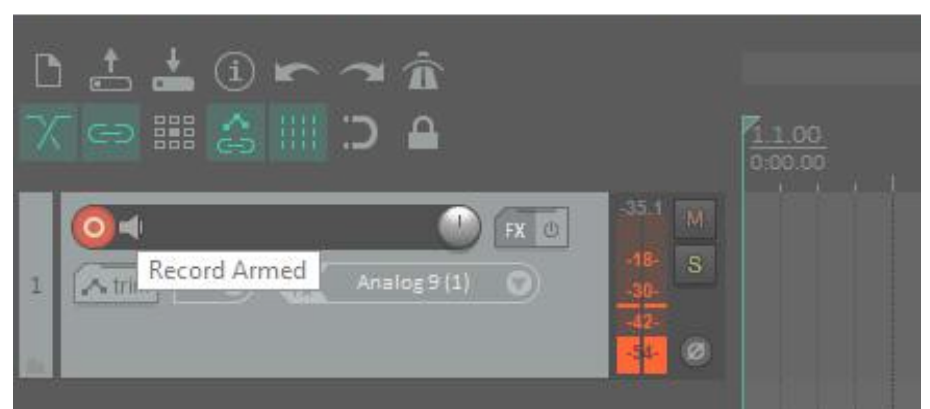
The tonebase academy "Recording For Guitarists" Course is specifically designed to help you bring your own recordings to the next new level. Over the course of five weeks, we will explore all the steps from tracking your signal to editing a master take, from mixing your signal to syncing it to a video file! In the live streams, Recording Engineer and Classical Guitarist **Martin Zimny** will explain the process in detail while assignments, questionnaires, and discussions in the dedicated forum thread will accompany and complement this intensive course!

What You'll Need

- **Laptop** and **Headphones**
- **Microphone:** *(either a USB-Microphone or audio interface with a microphone)*
- Software "**Reaper**" *(60 days free evaluation period which can be indefinitely prolonged)*

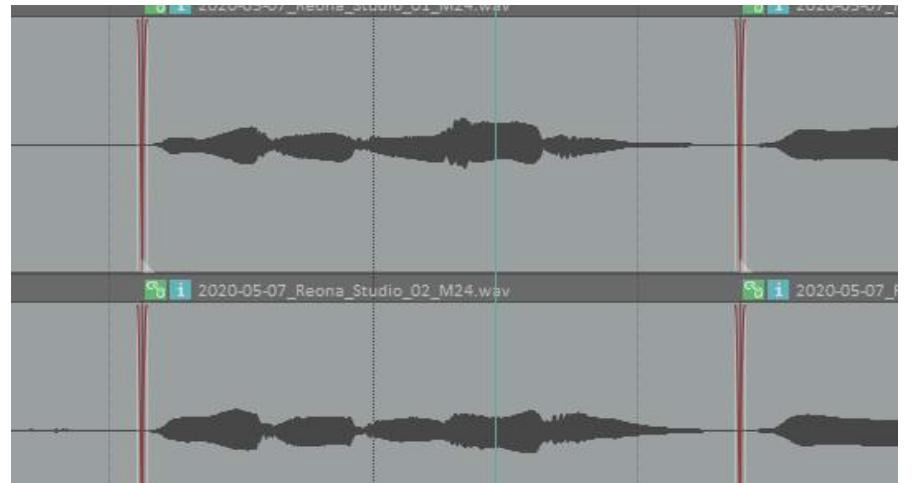
01 The First Steps

Classical Guitarist and Recording Engineer Martin Zimny will walk you through the first steps of recording yourself in a professional production environment. You will follow the signal flow from your microphone into the digital audio workstation (DAW) **Reaper** and record your first takes of a piece of your choosing.



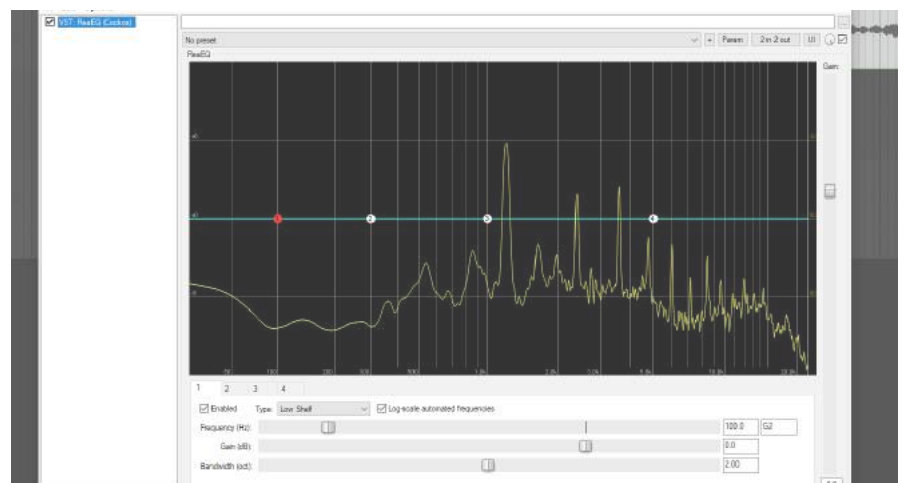
02 The Edit

In this lesson, we will learn how to prepare our DAW and our recordings to ensure maximum efficiency for the editing workflow. After creating an edit plan with our score, we will perform our first edits and create a master edit!



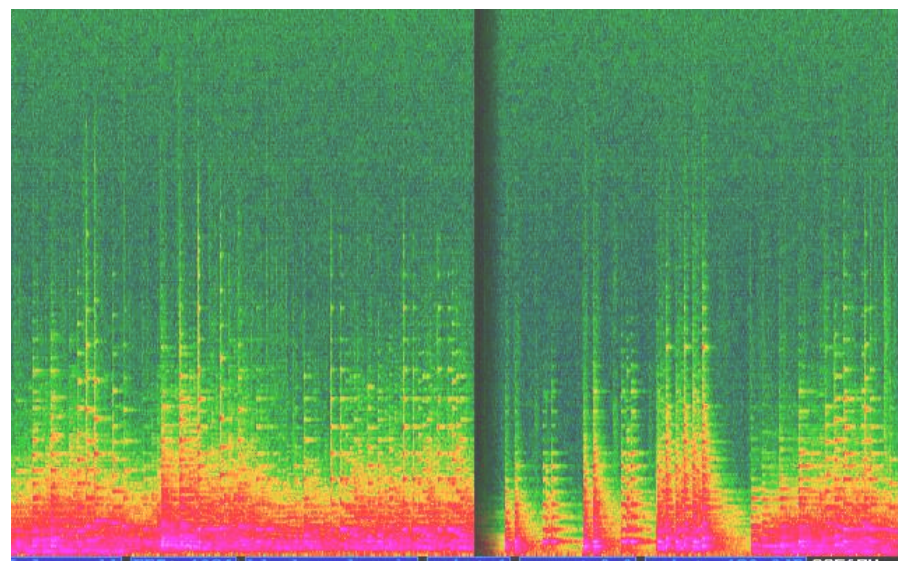
03 All about Dynamics

In this lesson, we will learn how to prepare our DAW and our recordings to ensure maximum efficiency for the editing workflow. After creating an edit plan with our score, we will perform our first edits and create a master edit!



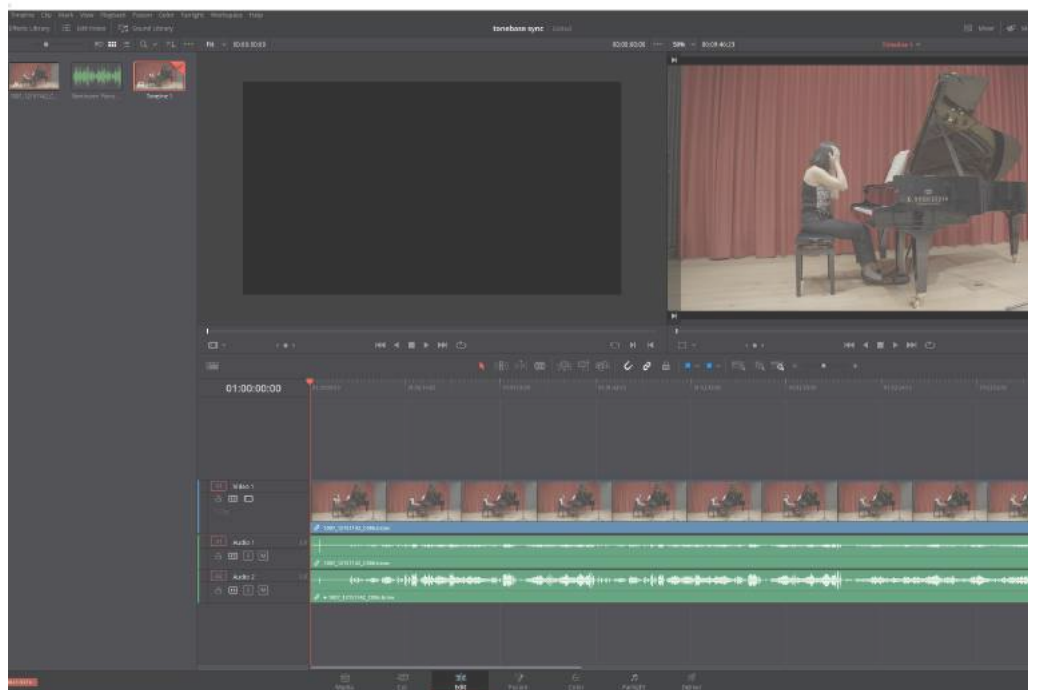
04 Critical Listening

In this lesson, we will listen back to your recordings and I will try to give as much feedback as possible! We will use several measurement tools to counter the problem that not every one of us has access to an acoustically treated studio with a set of flat frequency response monitor speakers.



05 Audio & Video

Bringing together audio and video will uncover certain obstacles that we are going to tackle during this workshop. We will learn how to use the industry-standard NLE (non-linear editor) Blackmagic DaVinci Resolve to import our audio and video files and will learn how to synchronize those recordings.



About Your Instructor: Martin Zimny

Martin Zimny, born in 1988 in Munich, Germany, graduated with a Master's of Music from the Robert Schumann Hochschule in Düsseldorf, Germany with Cuban guitarist Joaquín Clerch. He has won prizes in several national and international competitions and played concerts across Europe and India. He has taken part in festivals and workshops in Austria, Germany, Spain, the Netherlands, and Serbia. Martin Zimny has been working as a guitar instructor for almost 10 years. Today he continues to perform and teach while also working as a professional recording engineer.



register now at tonebase.co



JOIN OVER 40,000 GUITARISTS ON THE THE WORLD'S LARGEST CLASSICAL GUITAR PLATFORM

All plans include:

- ✓ Unlimited access for 14-day free trial**
- ✓ Full 90-day money back guarantee**
- ✓ Access 100's of lessons + interviews**
- ✓ Structured & guided course content**
- ✓ Free workbooks, editions and more**
- ✓ Access to the tonebase Community**

LEARN MORE AT [TONEBASE.CO](https://tonebase.co)